


Quinobequin Quilters Comfort Quilts 2011-2012

There are TONS of pre-packaged kits for Comfort Quilts in storage at the Button Box. I will be bringing a selection to each of our meetings. Please take one and enjoy working on it. Many of the packets have checklists on the outside indicating the working stages of the quilt. Please take a kit and do all or the part of the project that you enjoy doing and return.


Thank you!

New Idea for QQ Comfort Quilts!


Jane Evans gave me a great idea for QQ Comfort Quilts! We can make our own quilts from scratch! I picked the 9-Patch Scrap Block as the QQ signature block because it is so easy and versatile. In this block you use dark and light fabrics to create contrast. See diagram and instructions to make two (2) blocks below:



Nine Patch Grid



Basic Nine Patch Block



Nine Patch w/Divisions

Cut one 2.5" square from each of 9 different darks and 9 different lights. Your first block has the darks in the corner and your second block has the lights in the corner. The two blocks should measure 6 1/2" x 6 1/2" when you submit them. They will be 6" when incorporated into a Comfort Quilt.

Donation of Comfort Quilts

I welcome ideas for donating Quinobequin Comfort Quilts. For me the most important thing is that we donate our work to children, adults and organization that will appreciate and use the quilts. Please give me your ideas for organizations to donate QQ Comfort Quilts. If you make a Comfort Quilt you may designate the person or organization to receive your quilt.

You may contact me at Alison.Carroll@rcn.com with your input, ideas, comments and/or questions.

Thank you.