

Quinobequin Quilters

December 2009

Vol. 26, Issue 2

Available on the web at
www.quinobequin.org

From the President - *Julie Wolkoff*

I think that one of the best parts of belonging to a guild is the friendship and support you find there. Whether it's a group of people to quilt with on a regular basis, the input you get on a design at a meeting or retreat, the book to borrow that has the perfect pattern you were seeking, or the chance at the yearly auction to build your quilt stash and personal library, the rewards are tangible. Other benefits may be less immediately noticeable – the chance to grow in your skills or in the breadth of quilting styles you are exposed to and the

acquaintances that turn into friends over time – but are no less valuable benefits. And of course, belonging to the guild

ensures that I get out of my house on a regular basis to focus on artistry and craft. Whatever benefit you find in the guild, this is the time of year to reflect and be grateful for it. It's also the time to huddle under all the quilts you haven't given away and reflect and be grateful for them! It can be more difficult in these cold, dark months to drag ourselves out at night to a meeting, but the benefits we get from doing so are real. I look forward to seeing you all for the December social meeting, the January auction, and the February comfort quilts meeting.

Together we can chase away the darkness and bring a little warmth into our lives.



December 8th—January 12 Meeting

WHAT TO BRING!

- **Nametag.** Bring a nametag and be entered in our fabulous door prize drawing!
- **Comfort Quilts.** We are looking forward to seeing the work you completed this Fall.
- **Show & Tell Quilts.** Show us the quilt projects you've recently finished.
- **Block of the Month.** See the Upcoming Winter Selection.
- **Library books.** Bring in any books you have finished with, and check out our new additions.



HOSPITALITY REMINDER

Don't Forget to Sign up for Refreshments!

Please volunteer at the January or February meeting to bring a snack to a meeting that's convenient for you. When you volunteer, we will email or call to remind you what you're bringing.

Inside this issue:

President's Message.....	1
Meeting Reminders	1
January meeting snacks (A-N).....	1
2009/2010 Program Preview.....	2
2010 Quilt Show Update	3
New England Quilt Museum Exhibits.....	4
New Year's Eve Festivities in Needham	4
2010 Raffle Quilt Watch for tickets...coming soon.....	5
Comfort Quilts	5
2010 Retreat Update.....	5
Library News	6
Block of the Month.....	6
2009/2010 Registration.....	7
Retreat, Lectures & Workshop Update.....	8
Calendar of Local Events	10

2009/2010 PROGRAM

The Guild meets at the Wellesley Community Center the second Tuesday of the month. Please plan to arrive at 7:00PM for socializing, and the meetings begin promptly at 7:30.

Ann Hunter and Bryn Wood, VP Program Co-Chairs

December 8, 2008 Our holiday program – a social event and show and tell. It's always a fun evening of visiting and tasting holiday treats.

January 12, 2009 – New England Quilt Museum benefit auction. This is our annual auction and our opportunity to make space for new fabric and treasures by clearing out that fabric that never seems

to make the cut (no pun intended) in your quilts. One quilter's junk is another quilter's treasure (just ask Kathy Whelan).

February 8, 2009 – Comfort Quilts. Our annual group project – make great quilts with other members while chatting, eating and having a fun. It's also a great time to bring the UFO's you want to donate and finish them up!

March 9, 2009 – Lynn DiRusso of Falmouth will be joining us for a program yet to be determined. It may be a trunk show of Lynn's wonderful quilts as well as a demonstration.

April 13, 2009 – This will be a fun night of mini-demonstrations of handy techniques, new tools, uses for those rulers that nobody knows why they're special ... Bring your notebooks!

May 11, 2009 – Carol Doak will be here and what she will be presenting is yet to be determined. She will also be doing a workshop that day (open to 20 or 25 members at additional cost). Most of us have either met Carol at one of her workshops or seen her books. She takes the confusion out of foundation piecing. Visit her website at

QQ Quilt Show Update

2010 Quilt Show Coordinators

JANE EVANS & SUSAN DOWNS SCHLEGEL

Our next Quilt Show is tentatively set for Friday and Saturday, March 26 and 27, 2010. We should have final confirmation before the December meeting. Here are some details and answers to questions.





All guild members may submit quilts for the show. You will need to fill out a paper or email submission form for each quilt. The forms will be available at the next three meetings, and also at our web site. The email form will be emailed to everyone. Forms are due at or by our February meeting. All quilts in the show must have a 5 inch hanging sleeve sewn onto the back before the show. Quilts are dropped off a day or two before the show (locations and dates TBA) and picked up on Saturday at the end of the show.

We still need some people to sign up for key show positions (see list below), and the publicity work will begin soon. Starting at the Feb. meeting, we will be asking people to sign up for hostess shifts – these people will wear white gloves and patrol the aisles to keep a lookout and answer visitor questions.

We will also need people to sign up to sell/take tickets at the entrance, and to help hang and take down the show.

At our last two shows we have had a boutique where members can sell their wares to the public. We still need someone to head this up! We set up the boutique at the show exit, and the guild receives 10% of the proceeds. Please give some thought to whether you would like to participate in the boutique. We could skip the boutique and another vendor or two instead, if there is not a lot of interest.

About 3 weeks before the show we will ask for help in putting up posters to advertise the show. And of course, we will all be selling tickets to the raffle quilt! The money that we raise from our show will fund our programs for the next two years. But the real purpose of the show is to let our friends and neighbors see the beautiful work that we all do!

Our shows are always beautiful and a delight for all the visitors. Start talking it up now to all your friends!

Please feel free to call or email with any questions: 781-444-9575 , JaneLEvans@verizon.net.

Submitted by Jane Evans

Quilt Show Positions

We still need volunteers for each of these jobs:

Boutique – Collect Items, set up, arrange staffing during show, keep track of funds.

Posters – Coordinate putting up posters all over Needham, Wellesley, Natick, etc...

Road Signs – Put up signs before show, take them down after.

Handout Advertisements – Solicit ads for our show handout.

Quilt Shop Publicity – Distribute postcards to Quilt Shops.

Guild Publicity – Distribute publicity, via email, to other guilds.

Postcards – Coordinate postcards that members can send to friends.

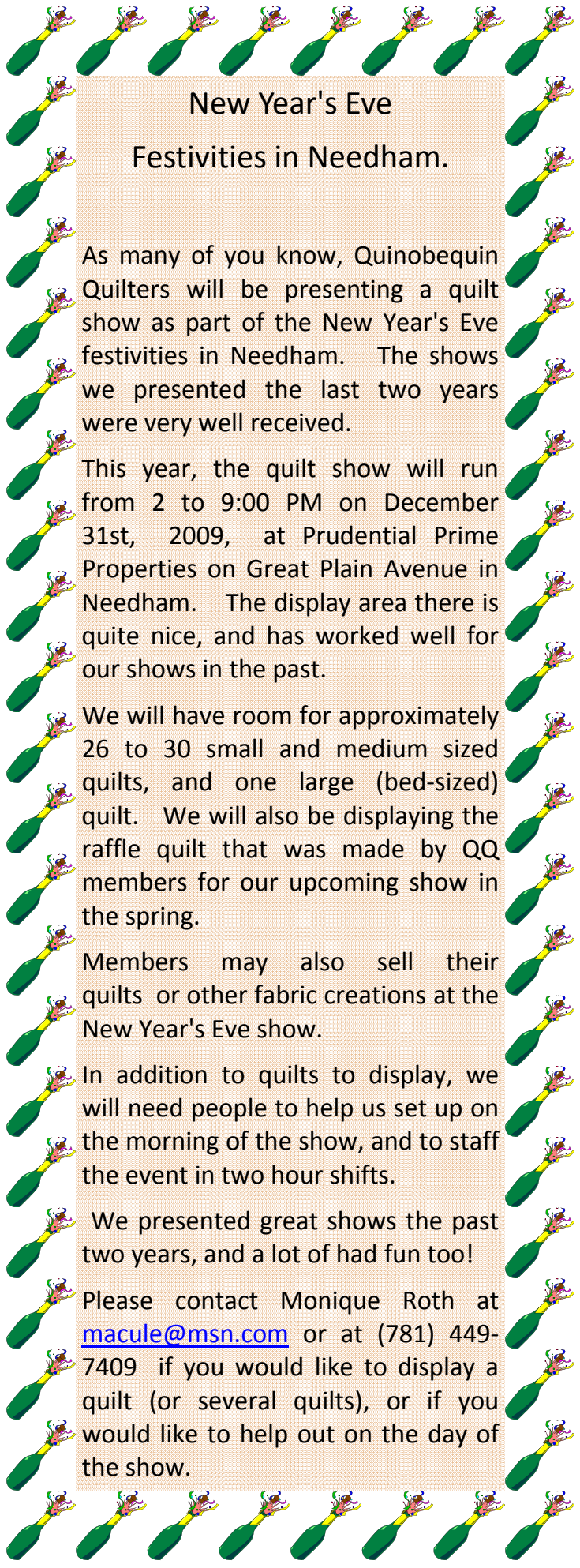
Newspaper Publicity – Send press releases to local papers before show.

Internet Publicity – Surf the web and find places where our show can be listed.

Drop Off Coordinator – Coordinate the dropping off of quilts before show.

Pick-up Coordinator – Supervise the picking up of quilts after the show.





New Year's Eve Festivities in Needham.

As many of you know, Quinobequin Quilters will be presenting a quilt show as part of the New Year's Eve festivities in Needham. The shows we presented the last two years were very well received.

This year, the quilt show will run from 2 to 9:00 PM on December 31st, 2009, at Prudential Prime Properties on Great Plain Avenue in Needham. The display area there is quite nice, and has worked well for our shows in the past.

We will have room for approximately 26 to 30 small and medium sized quilts, and one large (bed-sized) quilt. We will also be displaying the raffle quilt that was made by QQ members for our upcoming show in the spring.

Members may also sell their quilts or other fabric creations at the New Year's Eve show.

In addition to quilts to display, we will need people to help us set up on the morning of the show, and to staff the event in two hour shifts.

We presented great shows the past two years, and a lot of had fun too!

Please contact Monique Roth at macule@msn.com or at (781) 449-7409 if you would like to display a quilt (or several quilts), or if you would like to help out on the day of the show.

New England Quilt Museum's Featured Exhibit

Masters: 40 Contemporary Master Quilters

The exhibition shows not only the wide geographic reach of quilting, but also its thematic range. From energetic sculptural works to deeply personal portraits, from meticulous visual narratives to enigmatic still-lives, art quilting embraces as many diverse forms as contemporary painting or sculpture. This is the only stop in the Northeast for the exhibition, and its last stop. It will close at the NEQM on February 25, 2010, making this exhibit the only chance for many to see key works by international artists seldom shown in the United States.

The museum will be closing early, at 3pm, on Christmas Eve and on New Year's Eve.

**Winter Break: Museum Closed
First Two Weeks in January (1-18)
Museum Reopens with Regular
Winter Hours January 19**

As you know, these are difficult economic times. The cost of winter fuel bills, as well as other operating expenses, mean we will need to trim our costs by being closed for a brief winter break during the first two weeks of January. The museum will be closed January 1 through January 18. We will reopen with our normal winter hours on Tuesday, January 18. We appreciate your understanding during this short break.

Your normal e-newsletter for January will be sent out only once, after we return.

As part of Images 2010, the Lowell Quilt Festival and the New England Quilt Museum have issued a First Annual Challenge to member guilds. The rules of the challenge are online. Challenge entries will be featured in a Special Exhibit at the Images Quilt Show, August 12-14, 2010. Entries will then be donated to the New England Quilt Museum for a fund-raiser event to take place at a later date.

Watch For 2010 Spring Raffle

Ticket Announcements

Our website (www.quinobequin.org) has been updated with a photos of our beautiful raffle quilt (on the quilt show page).



Comfort Quilts Update

Thanks to all those members who made it to the Button Box on Wednesday, October 21st and November 15th. And, a big thank you to all the retreat-goers who devoted some of their getaway time pinning, stitching, and quilting.



The last gathering to work on comfort quilts was scheduled for Wednesday, December 13th from 1 - 4:30pm. It was a big success. **Watch your email for the dates for Jan & Feb.**

Members are welcome to join us at the Button Box for any portion of the afternoon. Cutting fabric for tops is our greatest need right now so if you think you can make it, bring your favorite ruler, rotary cutter and cutting mat. If you feel like sewing or quilting, you'll need to bring your own machine.

We have received a thank you note from Dr. Hitron who carried several of our quilts with her on her recent trip to Haiti. She has asked if we would make draw string bags that they use to give medicine and toothbrushes to their patients. I will have more information re: size, etc. when I hear back from her.

HOLD FRI – SUN,

Feb. 26th – 28th

OPEN For

Winter Quilting Fun!

Join us to sew and quilt to your heart's contentment, in the Play Barn, a cute space with a fireplace at the Woodbound Inn and Resort, 247 Woodbound Road, Rindge, NH 03461; phone 603-532-8341. <http://www.woodbound.com/>. We are promised \$100 per person for the weekend with two person occupancy; two delightful homemade breakfasts are included as are coffee and tea all day! In addition, they have a fabulous lunch grill on site and delicious \$30+ ish evening dinner. There are also other places in town. This is the spot to get away from whatever Mother Nature has to offer. It is nestled against a beautiful lake, in the first, with plenty of "points" offered for finished projects!

Suggestions for rewards for turning in your points, are encouraged! We are a welcoming group with grins and smiles and helpful suggestions only when asked! We even have a raffle of great gifts donated from each another, and the local shops. I hope that you look forward this Winter Quilt Fun at a wonderful resort as much as I do.

Directions and a listing of local quilt shops will be available with your advance registration on site. Just give me a call, afterwards, 781-455-8540 or at cell 781-686-4223. You don't want to drive...no problem. My winterized van holds 4 and others are willing to share. Come for the fabric and the fun!

Susan Downs Schlegel




Library Update

We want to encourage you to bring back the books you have outstanding and especially those borrowed before our last meeting. We were lucky enough to increase our library by 30 books before you left on your summer hiatus, now remember others would like an opportunity to gaze longingly at those same publications so look under, over, around and through everything and get your books back to the meeting on time!

To keep our books circulating, our new lending policy is that members may take books out for three months. If you still need the book to finish a project, you may renew your book one time. Our Library on-line listing is being updated regularly so take a peek.

Caroline Blair, Librarian



Off Exit 8 on Mid Cape Hwy. and head South on Station Ave. Follow it to the end and turn right at the Yield sign. Lot is on immediate right and our store is #9 around the Front side.

Cozy Home

Quilting, Fabric, Supplies

9 North Main Street,

South Yarmouth, MA

508-394-4001

Hours: Mon, Tues, Thurs, Fri 10AM -5PM

Saturday 10AM-4PM, Closed Wednesdays

email:


cozyhomefabrics@gmail.com



Block of the Month

BoM for November: Hope of Hartford - traditional pattern

<http://www.quilterscache.com/H/HopeofHartfordBlock.html>




BoM for December:

Crown of Thorns, a.k.a. Single Wedding Ring - traditional pattern; see top of next page.

BOM for January: Lily - traditional pattern

<http://www.mccallsquilting.com/patterns/details.html?idx=8079>




Block of the Month
Quinobequin Garden Club
December 2009

Crown of Thorn:

a.k.a. Single Wedding Ring

Use (at least) four colors: background, petals, leaves, flower center.

1. Use SCANT ¼" seam allowances throughout.
2. Cut one 2.5" square for your flower's center, four squares for petals, and four out of your background fabric
3. Cut two 2 7/8" squares of your petal fabric, eight of your background fabric, and six of your leaf fabric. Sub-cut these into half-square triangles.



10" version of a traditional block

4. Sew each background triangle to a leaf or petal triangle, using SCANT seams.

Get Ready for our January 12th Auction to Benefit NE Quilt Museum!

Our January meeting is the annual auction to benefit the NEQM. Start cleaning out those sewing rooms to make room for all the loot you'll bring home from the auction! Please consider donating your fabrics, notions, books, magazines, UFOs, and anything else you can contribute for this good cause.

As people arrive with their donations, all the items will be sorted into the "raffle auction" or the "live auction" (the latter being the items expected to generate live bidding). Silent auction lots will be set out on tables. Each lot will have a small paper bag taped to the edge of the table in front of it. You will purchase raffle tickets for 25 cents apiece and write your bidder number on the tickets. For the first half-hour of the evening, everybody will be cruising around, checking out the raffle auction items, and bidding on them by putting as many tickets as they want in the bags for those items. At the end of this phase of the auction, we will draw one ticket out of each bag, and the winning bidder gets the lot!

To keep things interesting, we will intersperse the live auction with the raffle auction drawings.

If you know you won't be able to attend the auction but you have items you want to donate, please tell

Ann (JPABHunter@aol.com) or **Bryn** (bryn.wood@comcast.net) and we will arrange to pick up the items from you.

If you can arrive at 6:30 on the day of the auction to help set up, please let Ann or Bryn know. We'll need people to accept the donations, sort them, make up the raffle auction lots, tape the paper bags to the tables and so on.

2010 Fall Retreat Update!

Dear Friends with Fabric!

I just wanted to tell you that you were indeed missed!

Those that attended were particularly productive! Twenty-four people either FINISHED UFOs or moved over seventy-five projects forward a significant step. I know. I have the record. We were handing out POINTS!

Friday was a fine day, and a great day to arrive early. More than half were set up by noon time. Many stops were made at Tumbleweeds, north .5 mi. at Exit 6 on the way down. They seemed happy to see us and guaranteed a 10% discount for anyone who could say "Quin-o-be-quin!"

I was out and about Friday afternoon, greeting the remaining two shop owners and gathering goodies! Much was initiated and seven items were considered "complete." Many of us gathered for dinner at one of the Cape's most reasonable, open, establishments that served fish...a requirement of mine and all but two others! The meals of haddock, scrod, salmon, mussels, and prime rib were outstanding. Chicken was also good!

Saturday we awoke to drizzle and dampness, but only an occasional cloud burst. Machines were busy all morning long, and it was not until stomachs rumbled for lunch, did cars begin to fill with prospective bargain hunters and the 'oh, I forgot...!' opportunists. Although I stayed in to work and answer questions, those returning had wonderful treasures, some put to use immediately!



BUTTON BOX
QUILT SHOP AND SEWING CENTER
5 Overbrook Dr. Wellesley MA 02482
781-489-6515
www.buttonboxquiltshop.com

15% OFF
your entire purchase

Exclusive of Sewing Machines
& 4D Software
One Coupon per Customer, please
1 coupon per person - expires 2/28/2010

Our specialty -
Japanese, Contemporary Fabrics
& Vintage Replication
Award winning supreme Dealers
Pfaff Sewing machines & Sergers

The small shop with BIG SERVICE

Dinner was an ordered in smorgasbord from a local Italian deli. Yes, we ate, drank and were merry. Some of us even enjoyed a lusciously warm late evening dip in one of the cleanest inside pools on the Cape!

All agreed that the fresh fruit, daily chef's menu omelets, and cranberry-walnut pancakes offered at the Cape Point Hotel were absolutely scrumptious beyond our expectations. The most important aspect of the trip...all those finished projects, surprised us all as Gail added them up to 72, as the final 3 were completed later! Surprised raffle winners included Ginny, Anne, Val, Gail (visiting from the Cape), Lynne (visiting from California), Steffi, Judy, I'm forgetting some...(I'm sorry) and much to my surprise, myself!

Another return to the Cape, is requested, at another place, the next Cape retreat will be the first weekend after New Year's 2011 (January 7 - 9, 2011.) So, mark your calendars, plan your funds...we'll keep it as inexpensive as possible...a total of \$100/person double occupancy seems to be agreeable, lunches and dinners not included.

Sincerely, Susan Downs Schlegel

October 2009 Workshop Update

Materials for Ms. V's workshop can be found at the vendors below. Included below is a youtube video of the person she learned the process from. This video is on dye painting but the process is very similar. There are also two books that have great info if you are interested in surface design. From all accounts the workshop went well. Keep in mind it was a mini workshop for 69 people and we had to squeeze quite a bit of info in that hour that covered novice to expert levels of silk/drapery screen printing using two kinds of crayons & a Base Extender.

Caron d'ashe Crayons http:// www.dickblick.com/	ProChemical & Dye Base Extender
Kerr Grabowski - Deconstructed Screen Printing - SDA Demo 2009 DVD	http://www.youtube.com/watch? v=HOV1fsetz04
Rayna Gillman	Create your own hand-printed cloth
Linda and Laura Kemshall	The Painted Quilt ISBN 978-0-7153-2450-9

Helen Weinman of Heartbeat Quilts

The display of quilts and fabrics designed by Helen was wonderful. She had a really interesting background and hints and tips about starting one's own fabric line. There were samples and actual fabrics, books, and holiday trinkets for sale. This led me to thinking how could a large group of quilters get the most out of a lecture like this one? Well, if we know who is coming and are familiar with their work we could have questions ready to ask. We could ask more about the parts of the quilting process that appeals to us, more about the history of the speaker, places they may have traveled and when. We could ask for pros & cons of vending, pros & cons of opening a shop or starting a line of fabric, oh so many things. What I hope we never do is sit waiting to be entertained when we have the expert right in front of us and their years of experience available just for the asking. Commentary of the Editor and not necessarily that of the Board or other members of the Guild.

Watch for News, Up Coming

Articles or Updates from:

HISTORIAN – SUSAN BURKHARDT

SHOW COORDINATORS 2010 – JANE EVANS

NEW FEATURED ARTICLES



Editor Request info ASAP so the Newsletter can go out two weeks before the March meeting...

For those who belong to SAQA the proposal written to the NE Quilt Museum to have and Exhibit in the Spring of 2011 was approved by the SAQA Exhibition Committee and the NE Quilt Museum Exhibition Committee have both been passed. Now the real work begins. Valarie Poitier & Bobbie Sullivan are the Co-Chairs of the event and will be working closely with the NEQM on all phases of this project. IF you do not know what SAQA is please go to their website at SAQA.com for further information.

What makes this so special is that it is the first time the NE SAQA members and the NE Quilt Museum will be working together to have and exhibition together. The states include MA, RI, NH, CT, VT, and ME only. To be eligible for the exhibit you must be a member of SAQA. More news after my meeting Tuesday with the Director of NEQM.

Get in touch at least two weeks before the next meeting as it takes a while to format, edit, and shrink the photos but I will work hard to get it into an upcoming issue for you.

Regards, Ms. V

vellenp@aol.com—508-651-9596

Calendar of Local & Regional Quilt Shows

- ◆ New Year's Eve Festivities in Needham -This year, the quilt show will run from 2 to 9:00 PM on December 31st, 2009, at Prudential Prime Properties on Great Plain Avenue in Needham.
- ◆ Entries for the 2010 AQS Quilt Show in Paducah, Kentucky, must be postmarked January 4, 2010 or before.
- ◆ Connecticut Piecemakers' Quilt Guild A Spring Shower of Quilts XIII, will be held March 27th & 28th, 2010 at the Trumbull Marriott, Trumbull, CT.
- ◆ April 15-17 | Machine Quilters Exposition, Providence, RI, 866-675-7247, mary@mqxshow.com, mqxshow.com
- ◆ **Patterns of Long Ago: Reflections of China in Japanese No Costume**, Open Through: **May 31, 2010** (opened Sep 30, 2009), What: Special Exhibition, Presented By: Museum of Fine Arts, Boston, Location: Museum of Fine Arts, 465 Huntington Avenue, Avenue of the Arts, Boston, Massachusetts
- ◆ **4/11 - 17** Machine Quilters Exposition, LLC 2010 Estimated Attendance: 2,500 people. MQX is a quilt show and conference for anyone that loves to quilt. Over 200 classes, fashion show, vendor mall, banquet and 350 competition quilts. Come and join the adventure we cal MQX. Thursday 9:00 am - 6:00 pm, Friday and Saturday 9:00 am – 5:00 pm. Admission is \$12 for a single day for \$21.00 for a multi-day pass. For more information contact Janet Lee Santeusanio at 603.778.6994 or visit their website at www.mqxshow.com.



Quinobequin Quilters

P.O. Box 812234, Wellesley, MA 02482

